

NW 457

EASY

EcoX

Scotsman
Ice Systems

Modular Ice Machine up to 220 kg

Item #:
Project:
Quantity:



FEATURES

- Vertical Cube System.
- T304 Stainless Steel Panels.
- Auto-alert Indicator Lights.
- Global standard footprint: strictly follows international imperial standards commonly adopted in the industry of reference.
- One touch cleaning: reduces labor costs and saves time and simplifies cleaning process.
- Front evaporator access: immediate access to the evaporating plate for quick self-maintenance operations.
- Stackable: add flexibility!
- Head only ice maker: requires a separate storage bin to collect the ice produced.



NW 457
Dice 10 g
W 22 x D 22 x H 22 mm



NW H 457
Half Dice 6 g
W 10 x D 22 x H 28 mm



NW L 457
Large Dice 15 g
W 28 x D 22 x H 28 mm

CONDENSING SYSTEM

Air cooled

RECOMMENDED BINS

Head	Bins		kg
	NW 457	✓	
	✓	SB530	243
	CBT48EAMCD	SB948	406

REFRIGERANT GAS

R290

VOLTAGE V/Hz/ph

230/50/1

LEGEND:

- ✓ : Perfect combination between ice maker and bin
- : Ice chute cut-out performed upon installation
- CBTxxxxxxx : need additional bin top

Certifications:



OPERATING REQUIREMENTS

	Minimum	Maximum
Air temperature	10°C	43°C
Water temperature	5°C	38°C
Water pressure	1 bar (14 psi)	5 bar (70 psi)
Electrical voltage	-10%	+10%

IMPORTANT NOTICE:
Models and specifications are subject to change without notice. This spec sheet is meant for commercial purpose only. For technical documentation please refer to our service manuals.

Download our free **App Scotsman Ice**
Apple store
Google play
Windows store



www.scotsman-ice.it
www.scotsman-ice.com

Modular Ice Machine up to 220 kg

NW 457

EASY

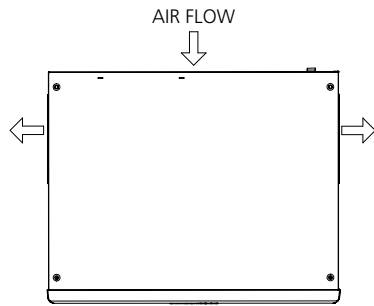
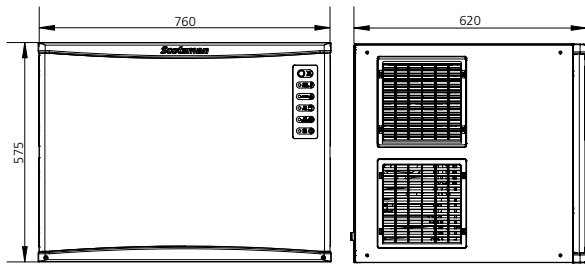
EcoX

Scotsman
Ice Systems

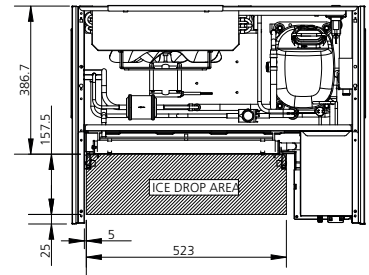
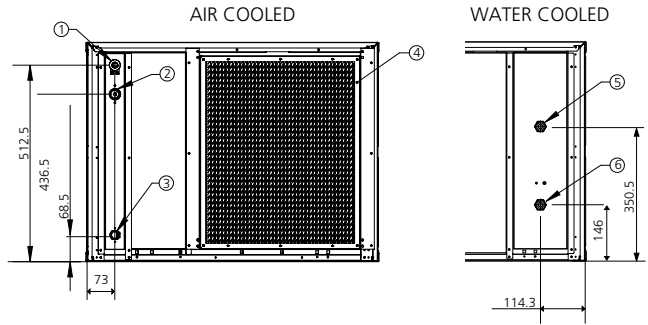
Modular Ice Machine up to 220 kg

Item #:
Project:
Quantity:

Modular Ice Machine up to 220 kg



UNIT OF MEASUREMENT: mm



UNIT OF MEASUREMENT: mm

1. CORD SET
2. 3/4" GAS WATER INLET
3. 13/16" OD - WATER OUTLET
4. AIR INLET / AIR FILTER
5. 3/4" GAS-WATER OUTLET
6. 3/4" GAS-WATER INLET

UNIT DATA	Compressor				Circuit wires		Max. fuse size
	Version	Voltage	Btu/h	W	No.	Ømm ²	A
Size (W x D x H)	760 x 620 x 575 mm						
Net weight	73 kg						
SHIPPING DATA							
Carton (W x D x H)	830 x 690 x 720 mm						
Weight	87 kg						

Version	Condensation	Voltage	24 h ice production kg °C Amb. / °C Water			Energy consumption*		Water usage*	Instant power
			10°C/10°C	21°C/10°C	32°C/21°C	kWh/100 kg	kWh/24h	l/h	W
NW 457 AS	Air	230/50/1	216	204	157	12.8	20.1	11.5	960
NW H 457 AS	Air	230/50/1	216	208	146	14.1	20.6	10.1	960
NW L 457 AS	Air	230/50/1	220	208	154	13.2	20.4	10.3	960

(*) Data refer to 32°C Amb. / 21°C Water temperature conditions